

# Re-Entry Survey Results

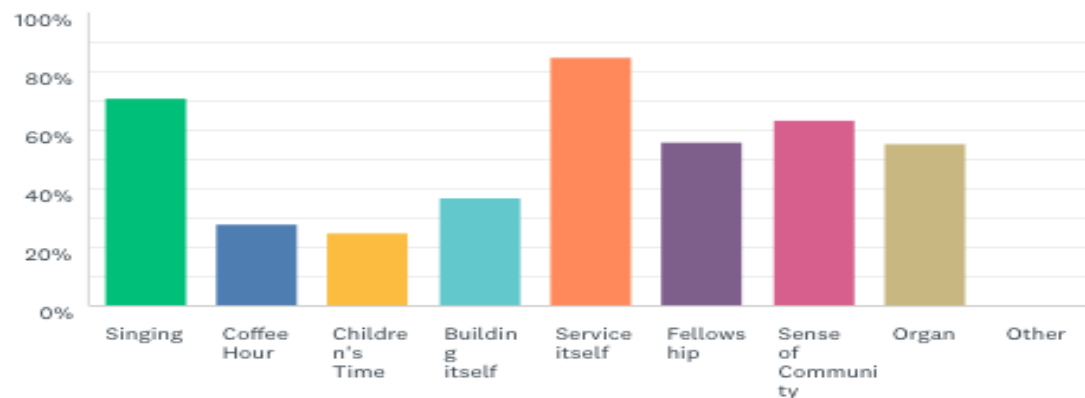
Presentation to Church Council

September 15, 2020



## What have you missed most about worshipping in the building? Select check all boxes that apply.

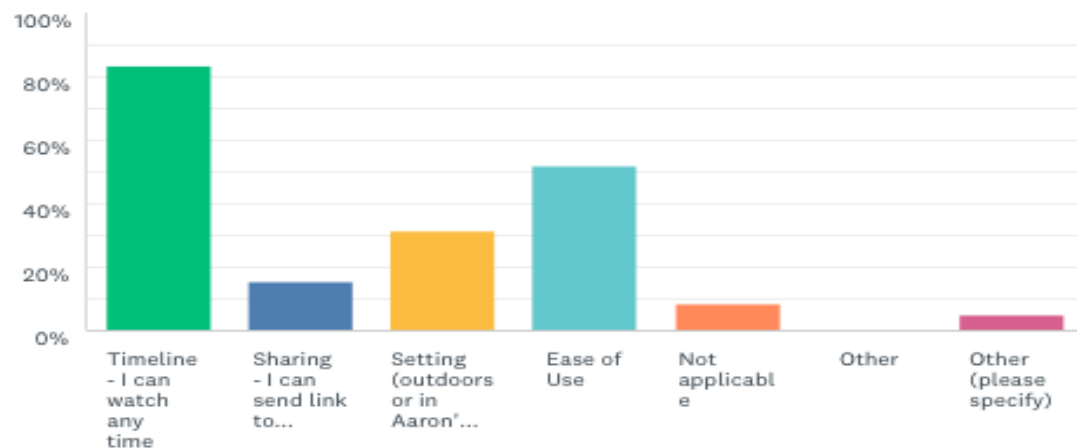
Answered: 121 Skipped: 0



ANSWER CHOICES	RESPONSES
▼ Singing	71.07% 86
▼ Coffee Hour	28.10% 34
▼ Children's Time	24.79% 30
▼ Building itself	37.19% 45
▼ Service itself	85.12% 103
▼ Fellowship	56.20% 68
▼ Sense of Community	63.64% 77
▼ Organ	55.37% 67
▼ Other	0.00% 0
<b>Total Respondents: 121</b>	

## What has worked well for you with the alternative (online) Sunday services? Select check all boxes that apply.

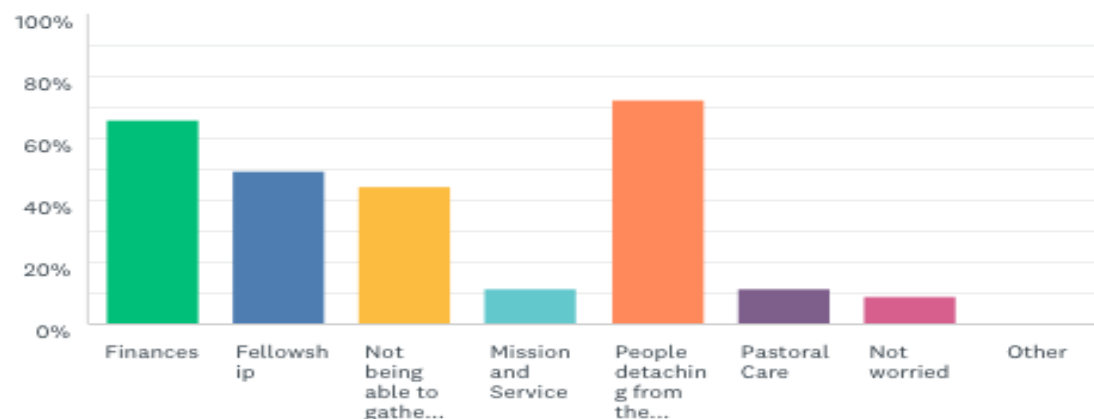
Answered: 121 Skipped: 0



ANSWER CHOICES	RESPONSES
▼ Timeline - I can watch any time	83.47% 101
▼ Sharing - I can send link to friends/family	15.70% 19
▼ Setting (outdoors or in Aaron's office, etc)	31.40% 38
▼ Ease of Use	52.07% 63
▼ Not applicable	8.26% 10
▼ Other	0.00% 0
▼ Other (please specify)	<a href="#">Responses</a> 4.96% 6
<b>Total Respondents: 121</b>	

## Are there things you are worried about "for your church"? Select check all boxes that apply.

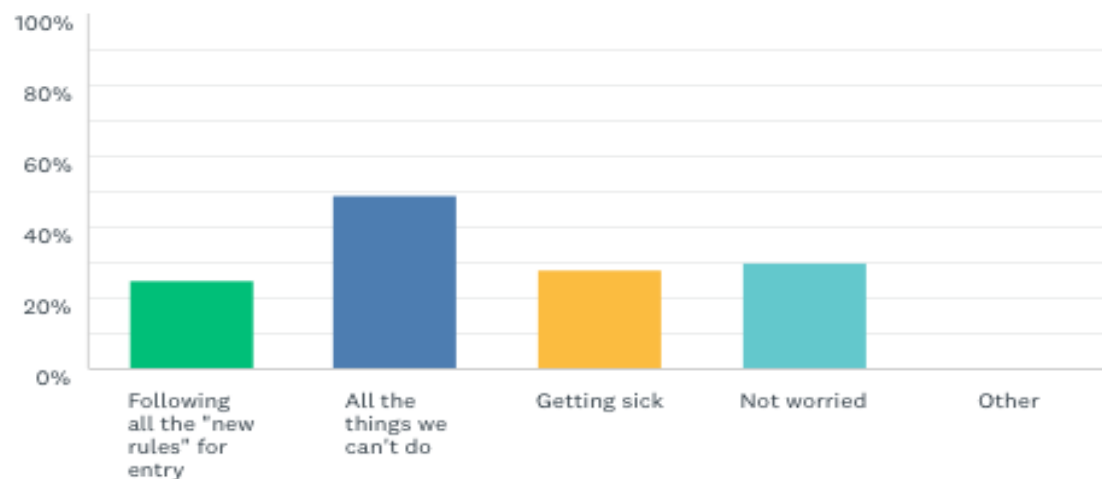
Answered: 121 Skipped: 0



ANSWER CHOICES	RESPONSES
▼ Finances	66.12% 80
▼ Fellowship	49.59% 60
▼ Not being able to gather to celebrate weddings / births or honour departed loved ones	44.63% 54
▼ Mission and Service	11.57% 14
▼ People detaching from the Church	72.73% 88
▼ Pastoral Care	11.57% 14
▼ Not worried	9.09% 11
▼ Other	0.00% 0
<b>Total Respondents: 121</b>	

## What worries you most about re-entry worship (coming back into building)? Select check all boxes that apply.

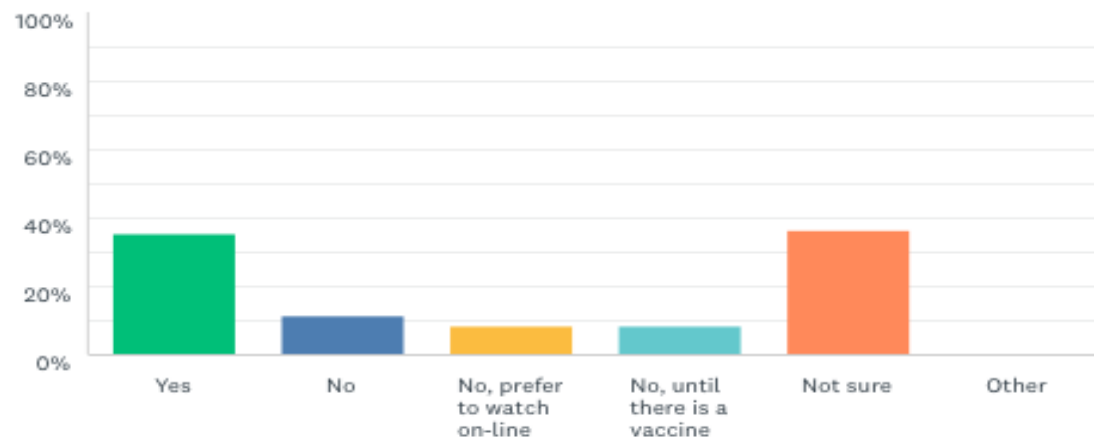
Answered: 121 Skipped: 0



ANSWER CHOICES	RESPONSES
▼ Following all the "new rules" for entry	24.79% 30
▼ All the things we can't do	48.76% 59
▼ Getting sick	28.10% 34
▼ Not worried	29.75% 36
▼ Other	0.00% 0
<b>Total Respondents: 121</b>	

## If we re-enter for Sunday services, will you attend immediately, knowing that things will be different? Select ONE

Answered: 121 Skipped: 0



ANSWER CHOICES	RESPONSES
Yes	35.54% 43
No	11.57% 14
No, prefer to watch on-line	8.26% 10
No, until there is a vaccine	8.26% 10
Not sure	36.36% 44
Other	0.00% 0
<b>TOTAL</b>	<b>121</b>

# Feedback received .....



Nervous

